



# 2022 Fall DTC 201.06-12471 PULLM (Eliseo Ortiz Menchaca) Methods for Digital Technology

Project Title: **College of Arts and Sciences Course Evaluations 2022 - 2023**

Course Audience: **28**  
Responses Received: **12**  
Response Ratio: **43%**

---

## Report Comments

This Quick Report for Instructors gives a summary of student responses in the course above for each question from the college's Course Evaluation in Blue. If a course has multiple sections, each section has a separate Quick Report. Student comments are provided at the end of the report or at the end of each question group on the report.

## Instructor Quick Report for DTC 201.06-PULLM

If you have a question about your Instructor Quick Report please contact your college's course evaluation coordinator, **Doug Juneau**, or email [esg.blue@wsu.edu](mailto:esg.blue@wsu.edu).

---

Prepared by: **Enterprise Course Evaluation Team**  
Creation Date: **Saturday, December 24, 2022**

## Table of Contents

Section 1: Overall Course and Instructor

Section 2: Instructor Questions & Comments

Section 3: Course Questions & Comments

Section 4: Student Effort and Responsibility

Section 5: Online/AMS (if applicable to your course)

Section 6: Departmental questions (if applicable to your department)

## Rating Scale Definitions

5 - Extremely High

4 - High

3 - Adequate

2 - Low

1 - Very Low

5 - Always

4 - Usually

3 - Sometimes

2 - Rarely

1 - Never

Data: This report provides

- Frequency distribution of student responses to individual questions
- Statistical tables with mean and median values of student responses
- Student comments to open questions
- Overall response rates; and response counts for each question
- See [.Making Sense of Course Evaluations and Midterm Feedback from Students: A Quick Guide for Instructors](#) for information on interpreting the data, and [Glossary-Quick Review of Statistics for Interpreting Course Feedback Results](#)

Notes:

Contact the college's course evaluation coordinator, Doug Juneau, if you have questions.

Does Not Apply/NA :

In questions with a "Does Not Apply" choice, the NA count is shown in the frequency graphs but is NOT included in any statistical analysis.

Response thresholds to protect student confidentiality:

If fewer than three (3) students respond to your course evaluation, an Instructor Quick Report is not generated.

Multiple sections:

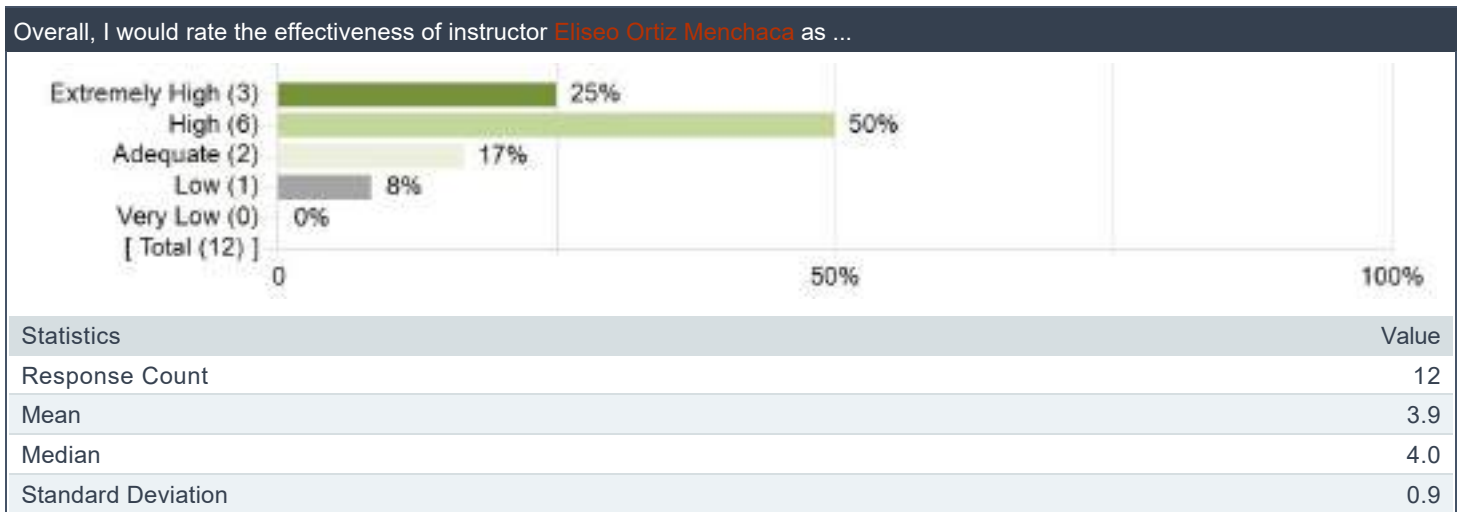
If a course has multiple sections, each section has a separate Instructor Quick Report.

Team-taught courses:

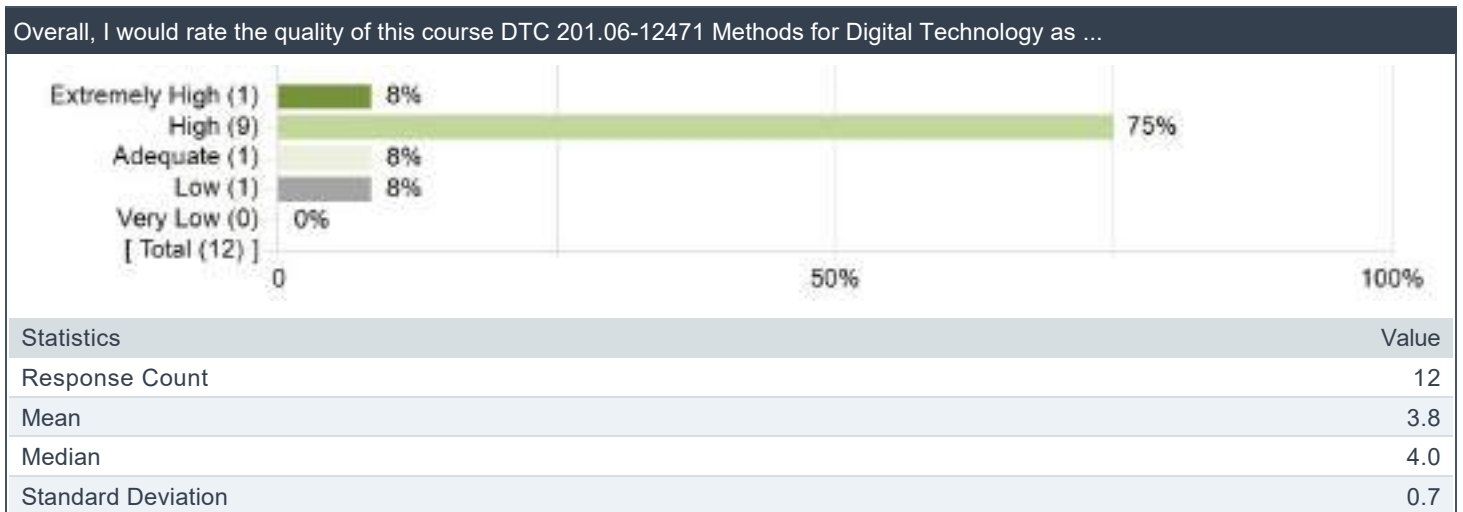
Each instructor receives results only for themselves as instructor and for all other questions about the course or non-instructor-specific topics.

## Overall Course and Instructor

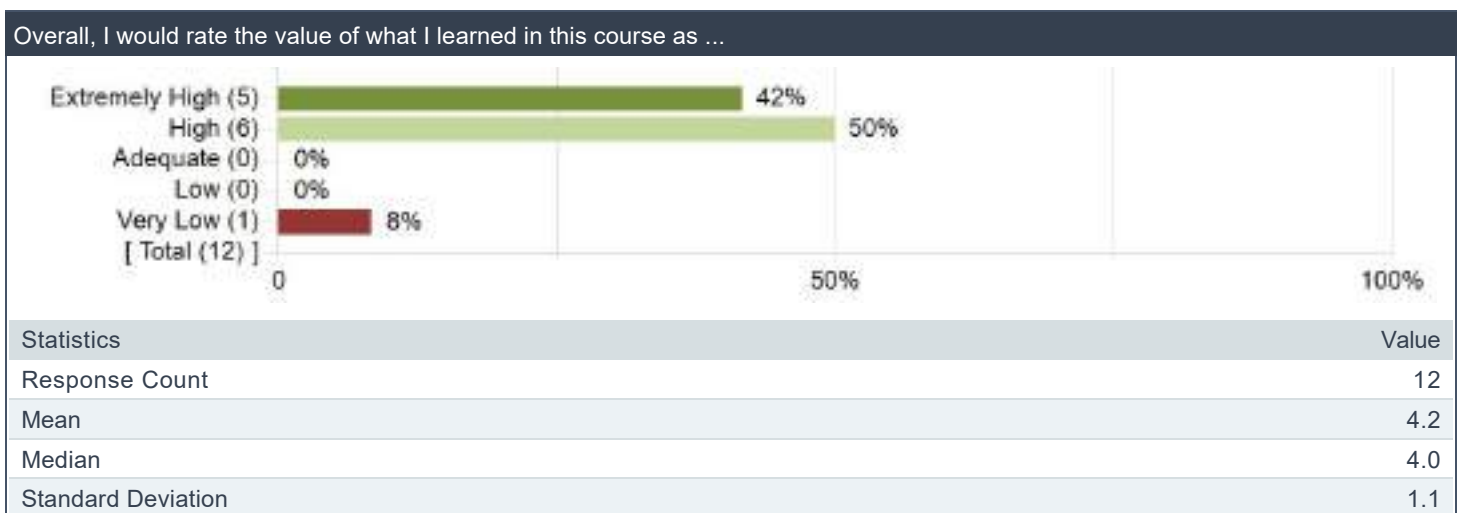
Overall, I would rate the effectiveness of this instructor Eliseo Ortiz Menchaca as ...



Overall, I would rate the quality of this course DTC 201.06-12471 Methods for Digital Technology as ...



Overall, I would rate the value of what I learned in this course as ...



## Overall Question Set

	Count	Inst Mean	Median	SD	Dept Mean
Effectiveness of Instructor	12	3.9	4.0	0.9	4.3
Quality of Course	12	3.8	4.0	0.7	4.2
Value	12	4.2	4.0	1.1	4.1

## Overall Feedback Comments

Is there any other additional feedback you would like to provide?

Comments
A fun course, would take it again willingly.
giving two big projects at the end seems very overwhelming!!
I really enjoyed this course. I think it was my favorite of the semester. Interested to see how the curriculum develops. Great work.
I really enjoyed this course and was always curious about using adobe programs creatively. This course helped me understand more what goes into making film and the creative side of it as well as a first time user.
N/A
N/A
Dumb class. Very boring. You dont get the software for your personal computer to do the CLASS WORK OUTISDE OF CLASS. I am not going to go to the class room to use photoshop or the other adobe programs. Also the work we do is pointless.

## Instructor Questions and Comments

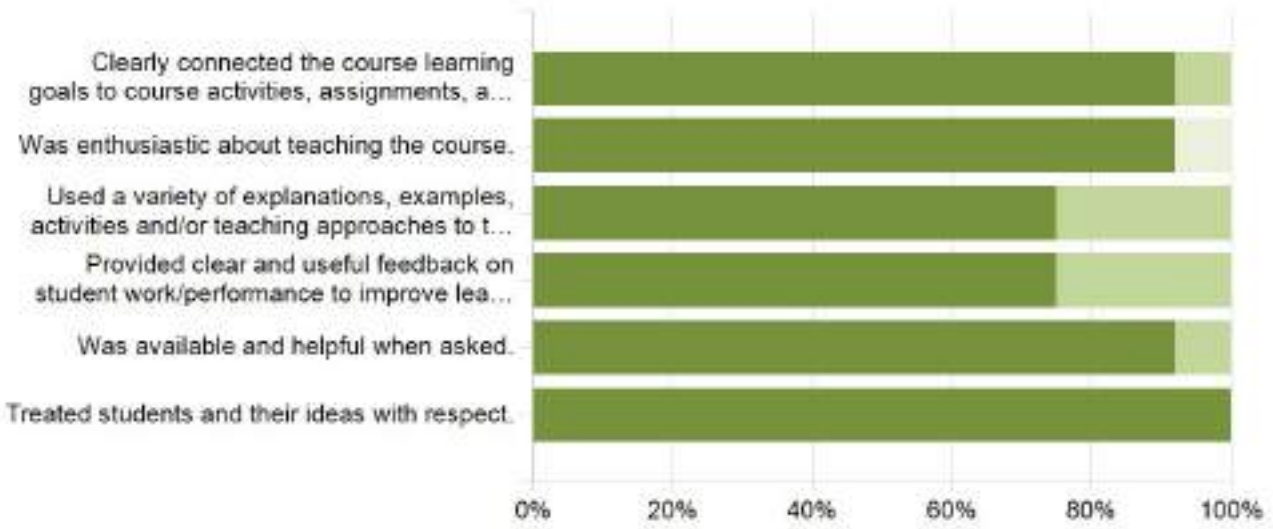
### Instructor Questions

	Count	Inst Mean	Median	SD	Dept Mean
Clearly connected the course learning goals to course activities, assignments, and assessments	12	4.6	5.0	0.7	4.6
Was enthusiastic about teaching the course.	12	4.5	5.0	0.9	4.7
Used a variety of explanations, examples, activities and/or teaching approaches to teach difficult points	12	4.3	4.5	0.9	4.5
Provided clear and useful feedback on student work/performance to improve learning.	12	4.2	4.0	0.8	4.4
Was available and helpful when asked.	12	4.7	5.0	0.7	4.6
Treated students and their ideas with respect.	12	4.8	5.0	0.4	4.7

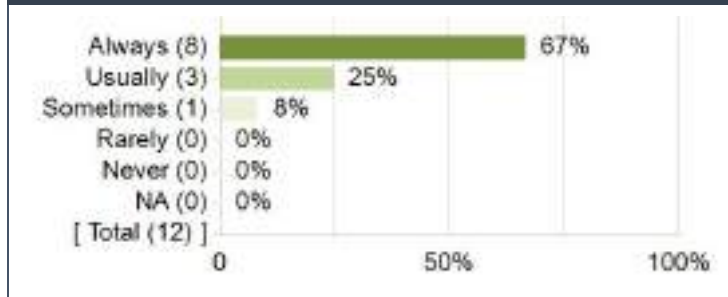
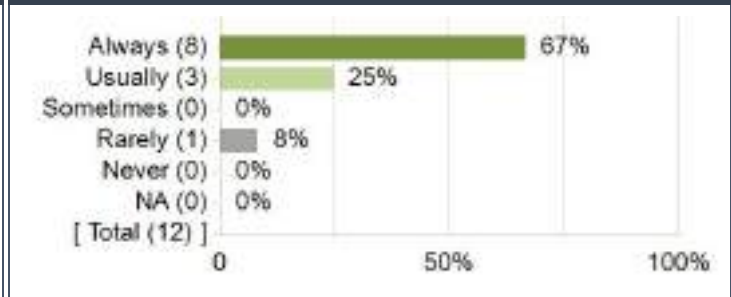
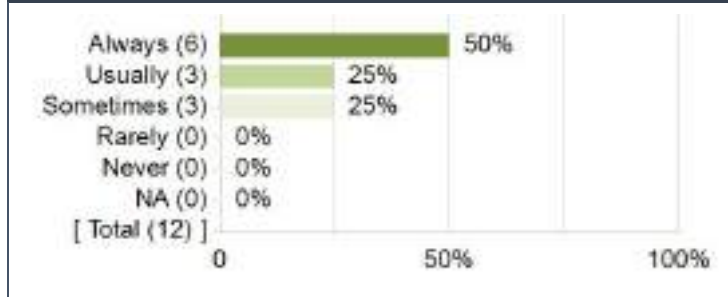
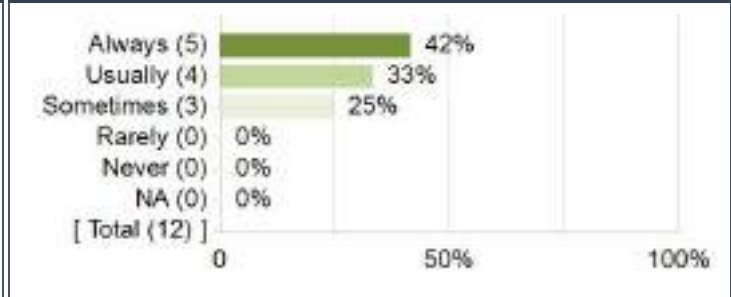
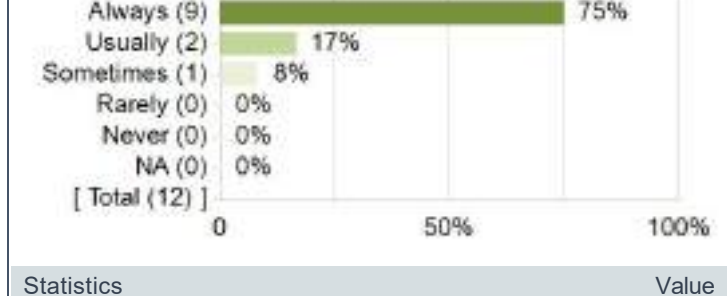
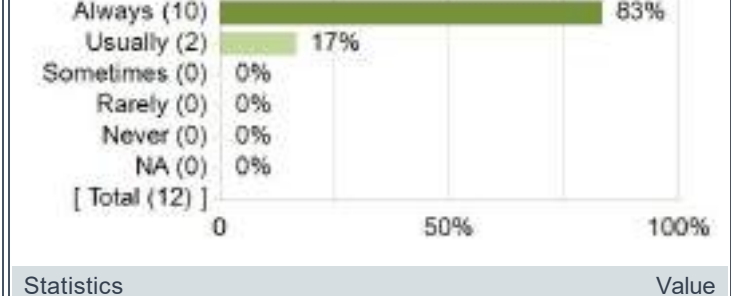
### To what extent are these statements true about the instructor? Eliseo Ortiz Menchaca

	Count	Mean	Median	Always/Usually	%	Sometimes	%	Rarely/Never	%
Clearly connected the course learning goals to course activities, assignments, and assessments	12	4.6	5.0	11	92%	1	8%	0	0%
Was enthusiastic about teaching the course.	12	4.5	5.0	11	92%	0	0%	1	8%
Used a variety of explanations, examples, activities and/or teaching approaches to teach difficult points	12	4.3	4.5	9	75%	3	25%	0	0%
Provided clear and useful feedback on student work/performance to improve learning.	12	4.2	4.0	9	75%	3	25%	0	0%
Was available and helpful when asked.	12	4.7	5.0	11	92%	1	8%	0	0%
Treated students and their ideas with respect.	12	4.8	5.0	12	100%	0	0%	0	0%

Always/Usually   Sometimes   Rarely/Never   NA



To what extent are these statements true about the instructor? Eliseo Ortiz Menchaca

<p>1. Clearly connected the course learning goals to course activities, assignments, and assessments</p>	<p>2. Was enthusiastic about teaching the course.</p>																				
																					
<table border="1"> <thead> <tr> <th>Statistics</th> <th>Value</th> </tr> </thead> <tbody> <tr> <td>Response Count</td> <td>12</td> </tr> <tr> <td>Mean</td> <td>4.6</td> </tr> <tr> <td>Median</td> <td>5.0</td> </tr> <tr> <td>Standard Deviation</td> <td>0.7</td> </tr> </tbody> </table>	Statistics	Value	Response Count	12	Mean	4.6	Median	5.0	Standard Deviation	0.7	<table border="1"> <thead> <tr> <th>Statistics</th> <th>Value</th> </tr> </thead> <tbody> <tr> <td>Response Count</td> <td>12</td> </tr> <tr> <td>Mean</td> <td>4.5</td> </tr> <tr> <td>Median</td> <td>5.0</td> </tr> <tr> <td>Standard Deviation</td> <td>0.9</td> </tr> </tbody> </table>	Statistics	Value	Response Count	12	Mean	4.5	Median	5.0	Standard Deviation	0.9
Statistics	Value																				
Response Count	12																				
Mean	4.6																				
Median	5.0																				
Standard Deviation	0.7																				
Statistics	Value																				
Response Count	12																				
Mean	4.5																				
Median	5.0																				
Standard Deviation	0.9																				
<p>3. Used a variety of explanations, examples, activities and/or teaching approaches to teach difficult points</p>	<p>4. Provided clear and useful feedback on student work/performance to improve learning.</p>																				
																					
<table border="1"> <thead> <tr> <th>Statistics</th> <th>Value</th> </tr> </thead> <tbody> <tr> <td>Response Count</td> <td>12</td> </tr> <tr> <td>Mean</td> <td>4.3</td> </tr> <tr> <td>Median</td> <td>4.5</td> </tr> <tr> <td>Standard Deviation</td> <td>0.9</td> </tr> </tbody> </table>	Statistics	Value	Response Count	12	Mean	4.3	Median	4.5	Standard Deviation	0.9	<table border="1"> <thead> <tr> <th>Statistics</th> <th>Value</th> </tr> </thead> <tbody> <tr> <td>Response Count</td> <td>12</td> </tr> <tr> <td>Mean</td> <td>4.2</td> </tr> <tr> <td>Median</td> <td>4.0</td> </tr> <tr> <td>Standard Deviation</td> <td>0.8</td> </tr> </tbody> </table>	Statistics	Value	Response Count	12	Mean	4.2	Median	4.0	Standard Deviation	0.8
Statistics	Value																				
Response Count	12																				
Mean	4.3																				
Median	4.5																				
Standard Deviation	0.9																				
Statistics	Value																				
Response Count	12																				
Mean	4.2																				
Median	4.0																				
Standard Deviation	0.8																				
<p>5. Was available and helpful when asked.</p>	<p>6. Treated students and their ideas with respect.</p>																				
																					
<table border="1"> <thead> <tr> <th>Statistics</th> <th>Value</th> </tr> </thead> <tbody> <tr> <td>Response Count</td> <td>12</td> </tr> <tr> <td>Mean</td> <td>4.7</td> </tr> <tr> <td>Median</td> <td>5.0</td> </tr> <tr> <td>Standard Deviation</td> <td>0.7</td> </tr> </tbody> </table>	Statistics	Value	Response Count	12	Mean	4.7	Median	5.0	Standard Deviation	0.7	<table border="1"> <thead> <tr> <th>Statistics</th> <th>Value</th> </tr> </thead> <tbody> <tr> <td>Response Count</td> <td>12</td> </tr> <tr> <td>Mean</td> <td>4.8</td> </tr> <tr> <td>Median</td> <td>5.0</td> </tr> <tr> <td>Standard Deviation</td> <td>0.4</td> </tr> </tbody> </table>	Statistics	Value	Response Count	12	Mean	4.8	Median	5.0	Standard Deviation	0.4
Statistics	Value																				
Response Count	12																				
Mean	4.7																				
Median	5.0																				
Standard Deviation	0.7																				
Statistics	Value																				
Response Count	12																				
Mean	4.8																				
Median	5.0																				
Standard Deviation	0.4																				



## What are the strengths of Eliseo Ortiz Menchaca as an instructor?

Comments
He is chill and is always willing to help with projects.
He does a great job of not speaking down to students or making them feel stupid for not understanding something and is always helpful with any questions.
Assignments were fun and gave plenty of time to do them.
He is very helpful towards the students and comes ready to help everyone and anyone who needs it. He made projects very clear to us and made sure we did things correctly.
Very upbeat person and provides good feedback.
he really wants to be able to share things with the class on technologies and programs
Eliseo provides ample preparation with the software, and example outcomes before project deadlines. The projects themselves are well designed in that they ask the student to use the software, but are open-ended enough to leave a lot up for interpretation which is needed in a nurturing creative environment.
has vast knowledge and input of the creative side of art. Knows how to provide a tutorial of how to use each adobe program we worked with and a quick tutorial on an example of each project.
Very reliant when it comes to assignments, positive, and explains concepts clearly.
Eliseo is very good at assigning creative and interesting assignments. Every single assignment in this class was consistent with the course subject and made me want to explore new things.

**Give one or two specific and reasonable things the instructor, Eliseo Ortiz Menchaca, could do to improve his/her teaching?**

Comments
Talk louder almost all of the time its hard to hear him. Teach how to use the programs more, its like he doesn't even know how to do things most of the time.
Maybe just provide a few more examples for the assignments to give a broader understanding of what you're looking for.
Speak louder/Use the microphone more.
Sometimes just speak a little louder
A bit repetitive, could probably cut most lectures a little shorter to give more time to work on assignments/projects.
allowing more time for certian skills on the projects slower on some information
The lectures themselves could become a little disengaging. One thing I would suggest is that with every piece of software there is a simple guided project with a goal that will be clearly achieved by all by the end of class, rather than just kind of leaving a lot of things up to our judgement as facets of the software are presented. Something that was great for helping develop a more connected feeling in the class room is having mini group projects even. This was something I enjoyed from DTC101 that made me feel like we are all collaborating and helped me get to know not just the instructors but my peers. I think also developing a better rhythm to the class schedule would be cool : Mondays – concept and example lecture & mini group project, Wednesday – lecture & guided project, Friday – content development.
go into more depth on how to use the adobe programs for those that want to go above and beyond.
N/A
I think that more tutorials for some Adobe software such as Premiere Pro and Photoshop would have been helpful for students who did not previously know how to use them, but overall, there is nothing major I would change to improve this course.

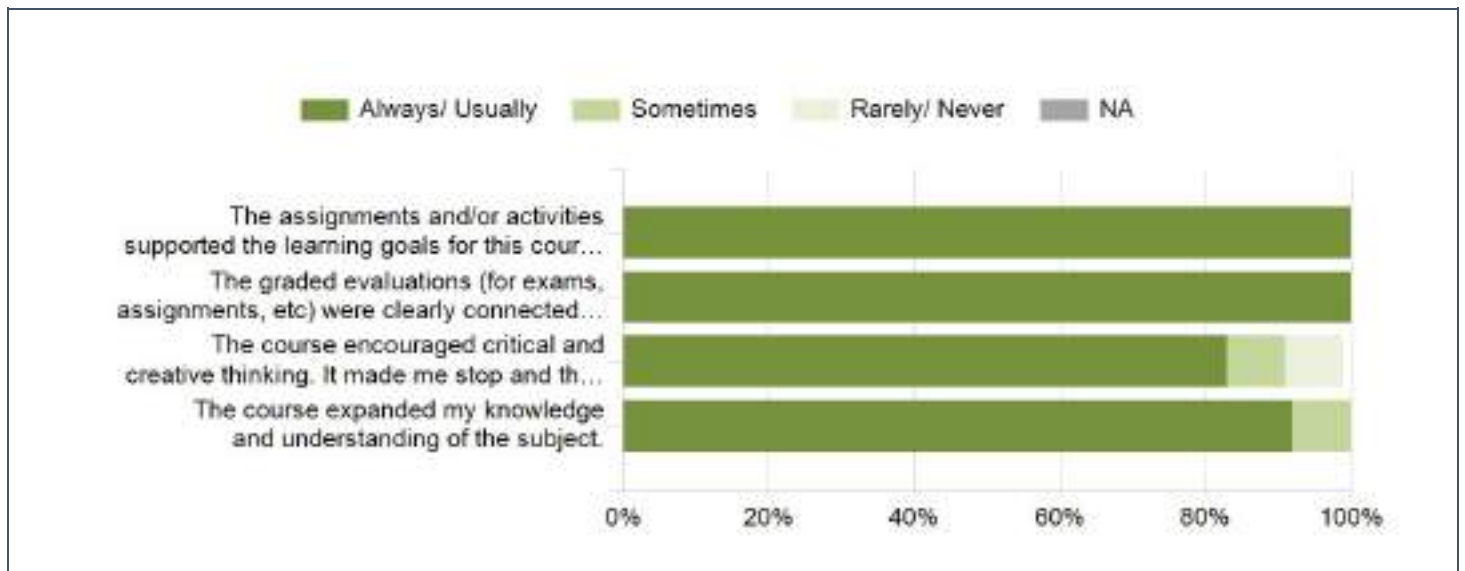
## Course Questions and Comments

### Course Questions

	Count	Inst Mean	Median	SD	Dept Mean
The assignments and/or activities supported the learning goals for this course.	12	4.8	5.0	0.5	4.6
The graded evaluations (for exams, assignments, etc) were clearly connected to the learning goals	12	4.8	5.0	0.5	4.6
The course encouraged critical and creative thinking. It made me stop and think.	12	4.3	5.0	1.0	4.5
The course expanded my knowledge and understanding of the subject.	12	4.5	5.0	0.7	4.5

### How effective were these aspects of the course DTC 201.06-12471 Methods for Digital Technology for you?

	Count	Mean	Median	Always/Usually	%	Sometimes	%	Rarely/Never	%
The assignments and/or activities supported the learning goals for this course.	12	4.8	5.0	12	100%	0	0%	0	0%
The graded evaluations (for exams, assignments, etc) were clearly connected to the learning goals	12	4.8	5.0	12	100%	0	0%	0	0%
The course encouraged critical and creative thinking. It made me stop and think.	12	4.3	5.0	10	83%	1	8%	1	8%
The course expanded my knowledge and understanding of the subject.	12	4.5	5.0	11	92%	1	8%	0	0%



**How effective were these aspects of the course DTC 201.06-12471 Methods for Digital Technology for you?**

1. The assignments and/or activities supported the learning goals for this course.		2. The graded evaluations (for exams, assignments, etc) were clearly connected to the learning goals	
Statistics	Value	Statistics	Value
Response Count	12	Response Count	12
Mean	4.8	Mean	4.8
Median	5.0	Median	5.0
Standard Deviation	0.5	Standard Deviation	0.5
3. The course encouraged critical and creative thinking. It made me stop and think.		4. The course expanded my knowledge and understanding of the subject.	
Statistics	Value	Statistics	Value
Response Count	12	Response Count	12
Mean	4.3	Mean	4.5
Median	5.0	Median	5.0
Standard Deviation	1.0	Standard Deviation	0.7

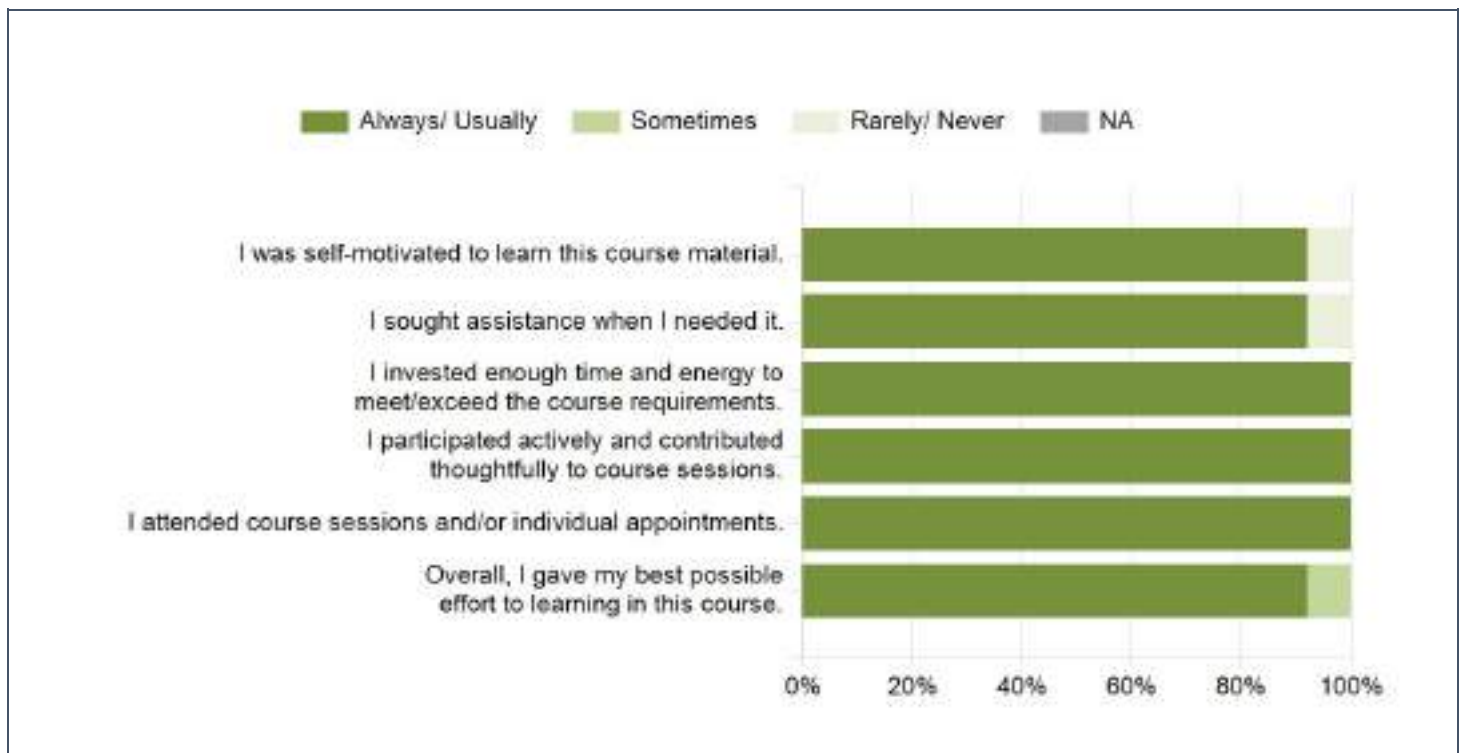
**Please provide comments about aspects of the course that did or did not help you learn (either aspects listed above or others not listed).**

Comments
the short length of some of the projects.
Having the professor provide examples for each project was helpful in learning more about how diverse we can be on our projects.
N/A
Every assignment was interesting and felt like it was closely connected to what I want to do in the future. We were able to be creative and enjoy creating content.
Did not teach how to actually do things thoroughly and doesn't help that we cant do work outside of class with the specific programs we have to use to do the work unless purchased. Not acceptable for a class at all.
There was always enough time to complete projects and there was more than enough examples shown.

## Student Effort and Responsibility

How often did you do the following to learn in this course DTC 201.06-12471 Methods for Digital Technology ?

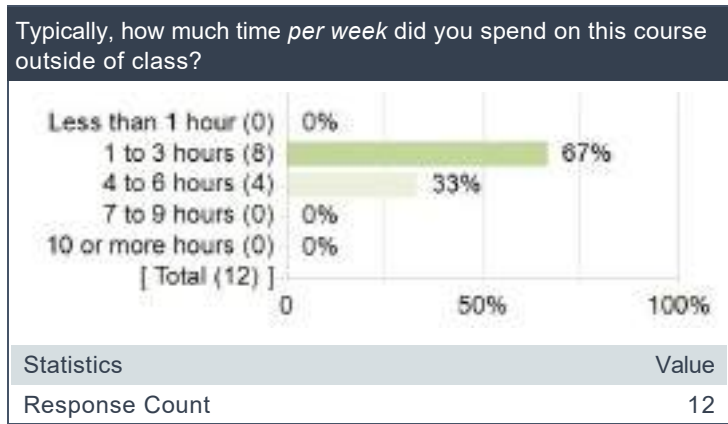
	Count	Mean	Median	SD	Always/ Usually	%	Sometimes	%	Rarely/ Never	%
I was self-motivated to learn this course material.	12	4.3	4.0	0.9	11	92%	0	0%	1	8%
I sought assistance when I needed it.	12	4.3	4.5	0.9	11	92%	0	0%	1	8%
I invested enough time and energy to meet/exceed the course requirements.	12	4.6	5.0	0.5	12	100%	0	0%	0	0%
I participated actively and contributed thoughtfully to course sessions.	12	4.4	4.0	0.5	12	100%	0	0%	0	0%
I attended course sessions and/or individual appointments.	12	4.6	5.0	0.5	12	100%	0	0%	0	0%
Overall, I gave my best possible effort to learning in this course.	12	4.4	4.5	0.7	11	92%	1	8%	0	0%



**How often did you do the following to learn in this course DTC 201.06-12471 Methods for Digital Technology ?**

<p><b>1. I was self-motivated to learn this course material.</b></p>	<p><b>2. I sought assistance when I needed it.</b></p>																				
<table border="1"> <thead> <tr> <th>Statistics</th> <th>Value</th> </tr> </thead> <tbody> <tr> <td>Response Count</td> <td>12</td> </tr> <tr> <td>Mean</td> <td>4.3</td> </tr> <tr> <td>Median</td> <td>4.0</td> </tr> <tr> <td>Standard Deviation</td> <td>0.9</td> </tr> </tbody> </table>	Statistics	Value	Response Count	12	Mean	4.3	Median	4.0	Standard Deviation	0.9	<table border="1"> <thead> <tr> <th>Statistics</th> <th>Value</th> </tr> </thead> <tbody> <tr> <td>Response Count</td> <td>12</td> </tr> <tr> <td>Mean</td> <td>4.3</td> </tr> <tr> <td>Median</td> <td>4.5</td> </tr> <tr> <td>Standard Deviation</td> <td>0.9</td> </tr> </tbody> </table>	Statistics	Value	Response Count	12	Mean	4.3	Median	4.5	Standard Deviation	0.9
Statistics	Value																				
Response Count	12																				
Mean	4.3																				
Median	4.0																				
Standard Deviation	0.9																				
Statistics	Value																				
Response Count	12																				
Mean	4.3																				
Median	4.5																				
Standard Deviation	0.9																				
<p><b>3. I invested enough time and energy to meet/exceed the course requirements.</b></p>	<p><b>4. I participated actively and contributed thoughtfully to course sessions.</b></p>																				
<table border="1"> <thead> <tr> <th>Statistics</th> <th>Value</th> </tr> </thead> <tbody> <tr> <td>Response Count</td> <td>12</td> </tr> <tr> <td>Mean</td> <td>4.6</td> </tr> <tr> <td>Median</td> <td>5.0</td> </tr> <tr> <td>Standard Deviation</td> <td>0.5</td> </tr> </tbody> </table>	Statistics	Value	Response Count	12	Mean	4.6	Median	5.0	Standard Deviation	0.5	<table border="1"> <thead> <tr> <th>Statistics</th> <th>Value</th> </tr> </thead> <tbody> <tr> <td>Response Count</td> <td>12</td> </tr> <tr> <td>Mean</td> <td>4.4</td> </tr> <tr> <td>Median</td> <td>4.0</td> </tr> <tr> <td>Standard Deviation</td> <td>0.5</td> </tr> </tbody> </table>	Statistics	Value	Response Count	12	Mean	4.4	Median	4.0	Standard Deviation	0.5
Statistics	Value																				
Response Count	12																				
Mean	4.6																				
Median	5.0																				
Standard Deviation	0.5																				
Statistics	Value																				
Response Count	12																				
Mean	4.4																				
Median	4.0																				
Standard Deviation	0.5																				
<p><b>5. I attended course sessions and/or individual appointments.</b></p>	<p><b>6. Overall, I gave my best possible effort to learning in this course.</b></p>																				
<table border="1"> <thead> <tr> <th>Statistics</th> <th>Value</th> </tr> </thead> <tbody> <tr> <td>Response Count</td> <td>12</td> </tr> <tr> <td>Mean</td> <td>4.6</td> </tr> <tr> <td>Median</td> <td>5.0</td> </tr> <tr> <td>Standard Deviation</td> <td>0.5</td> </tr> </tbody> </table>	Statistics	Value	Response Count	12	Mean	4.6	Median	5.0	Standard Deviation	0.5	<table border="1"> <thead> <tr> <th>Statistics</th> <th>Value</th> </tr> </thead> <tbody> <tr> <td>Response Count</td> <td>12</td> </tr> <tr> <td>Mean</td> <td>4.4</td> </tr> <tr> <td>Median</td> <td>4.5</td> </tr> <tr> <td>Standard Deviation</td> <td>0.7</td> </tr> </tbody> </table>	Statistics	Value	Response Count	12	Mean	4.4	Median	4.5	Standard Deviation	0.7
Statistics	Value																				
Response Count	12																				
Mean	4.6																				
Median	5.0																				
Standard Deviation	0.5																				
Statistics	Value																				
Response Count	12																				
Mean	4.4																				
Median	4.5																				
Standard Deviation	0.7																				

**Typically, how much time per week did you spend on this course outside of class?**



**What else could you have done, or done differently, to increase your learning in this class?**

Comments
?
I think I could have spent more time developing my projects. I think they all ended up coming together, but in each I see how one of my downfalls is a failure to plan. I like that most of my projects just emerged, but if I had given them more time to develop, they could have gone from good to great.
ask more questions
I could have invested more time outside of projects to learning to become better at using the adobe suite programs.
I think I missed a lot of classes, and after I skipped a lot since I mainly started self-learning back myself. However, the professor's assistance always helped.
Visiting the lab outside of class time helped me tremendously. The instructor, Eliseo, was always very helpful about reminding us when the lab was open and that we were free to use the computers and Adobe Software.
Nothing
Make an announcement/email when changing the location or times of classes and assignments.



---

End of Report